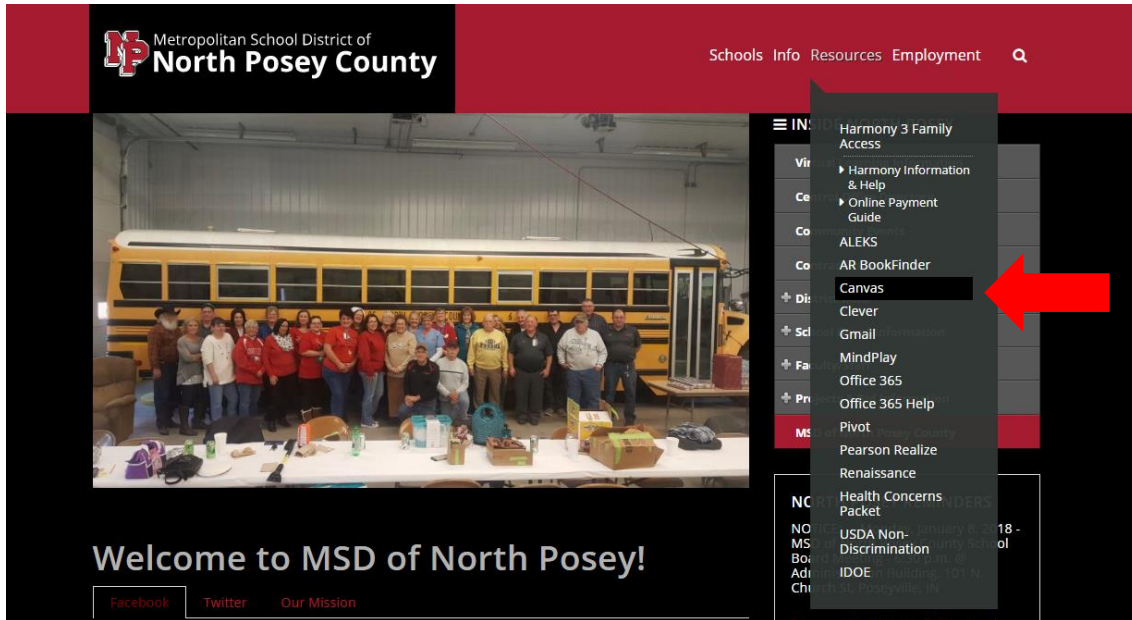
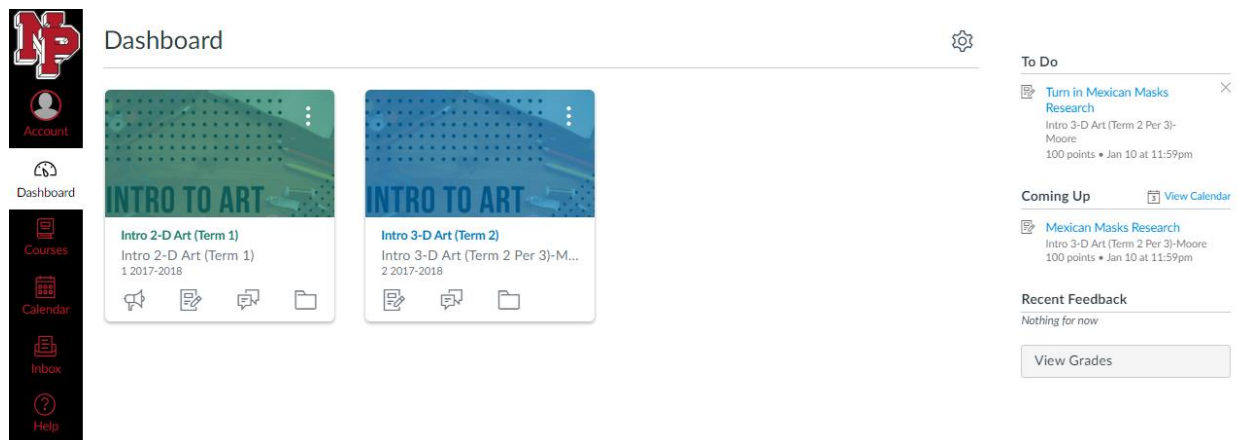


Logging on to Canvas on a Computer (Student)

1. Visit the district home page, www.northposey.k12.in.us.
2. Select "Resources," then "Canvas." *Note: Canvas may also be reached by typing northposey.instructure.com into the web address bar.*

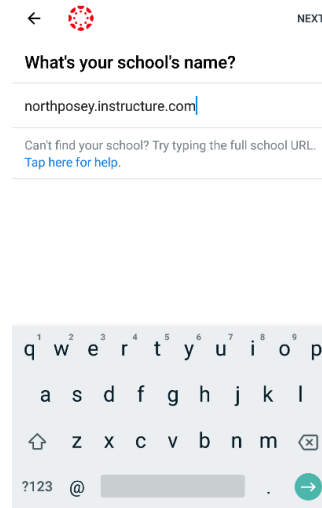



3. Students will log in using their computer/network login and password.
4. Students will only see the classes that have active posts. If a teacher has not created anything in Canvas, that class will not show on the student dashboard. Upcoming assignments are visible on the "To Do" list on the right.
5. Students should pay attention to course titles to be sure they select the correct course.



Logging on to Canvas on a Mobile Device (Student)

1. Download and install “Canvas Student” from your device’s app store.
2. Open the app and type “northposey.instructure.com” into the search bar.
3. Students will log in using their computer/network login and password.



Note: A Canvas Parent App is available, but we have not yet launched parent accounts.